

Scaled data based on original data using  
LM-79-08 Approved Method: Electrical and Photometric Measurements of Solid-  
State Lighting Products

Test Report Prepared for  
Cooper Lighting Solutions  
(formerly Eaton)

Brand: STREETWORKS

Report Number: P414687

Luminaire Tested: **LXF.LXT-PA1-30-740-U-T2U-TL**

Issue Date: 10/26/2020

**Test Information**

Test Method: LM-79-08  
Report Number: P414687  
TEST IS SCALED FROM IESNA LM-79-08 TEST DATA (G3-1907-433-25)  
Test Lab: INNOVATION CENTER  
Issue Date: 10/26/2020  
Manufacturer: COOPER LIGHTING SOLUTIONS (FORMERLY EATON)  
Product Line: STREETWORKS  
Catalog Number: LXF.LXT-PA1-30-740-U-T2U-TL  
Description: DECORATIVE POST TOP LUMINAIRE  
(1) 70 CRI, 4000K, 375mA LIGHT ENGINE WITH 24 LEDS AND TYPE II U OPTICS  
AND TEXTURED LENS PANELS  
Light Source: -  
Ballast/Driver: ELECTRONIC DRIVER

**Summary**

Lumens per Lamp: N/A  
Luminaire Lumens: 3653 lumens  
Efficiency: N/A  
Efficacy: 117.8 lumens/watt  
Luminous Opening: Rectangular w/ Sides (W: 1.17' x L: 1.17' x H: 0.83')  
IES Classification: Type II - Short - Non-Cutoff  
BUG Rating: B1 - U3 - G2

Input Watts (W): 31  
Input Voltage (V): NR  
Input Current (Ain): NR  
Voltage Rise (V): NR  
Power Factor: NR  
Total Harmonic Distortion (THDi): NR  
Frequency (hertz): 60  
Stabilization Time: NR  
Operation Time: NR  
Ambient Temperature (°C): NR  
Test Distance: 28.75 FT

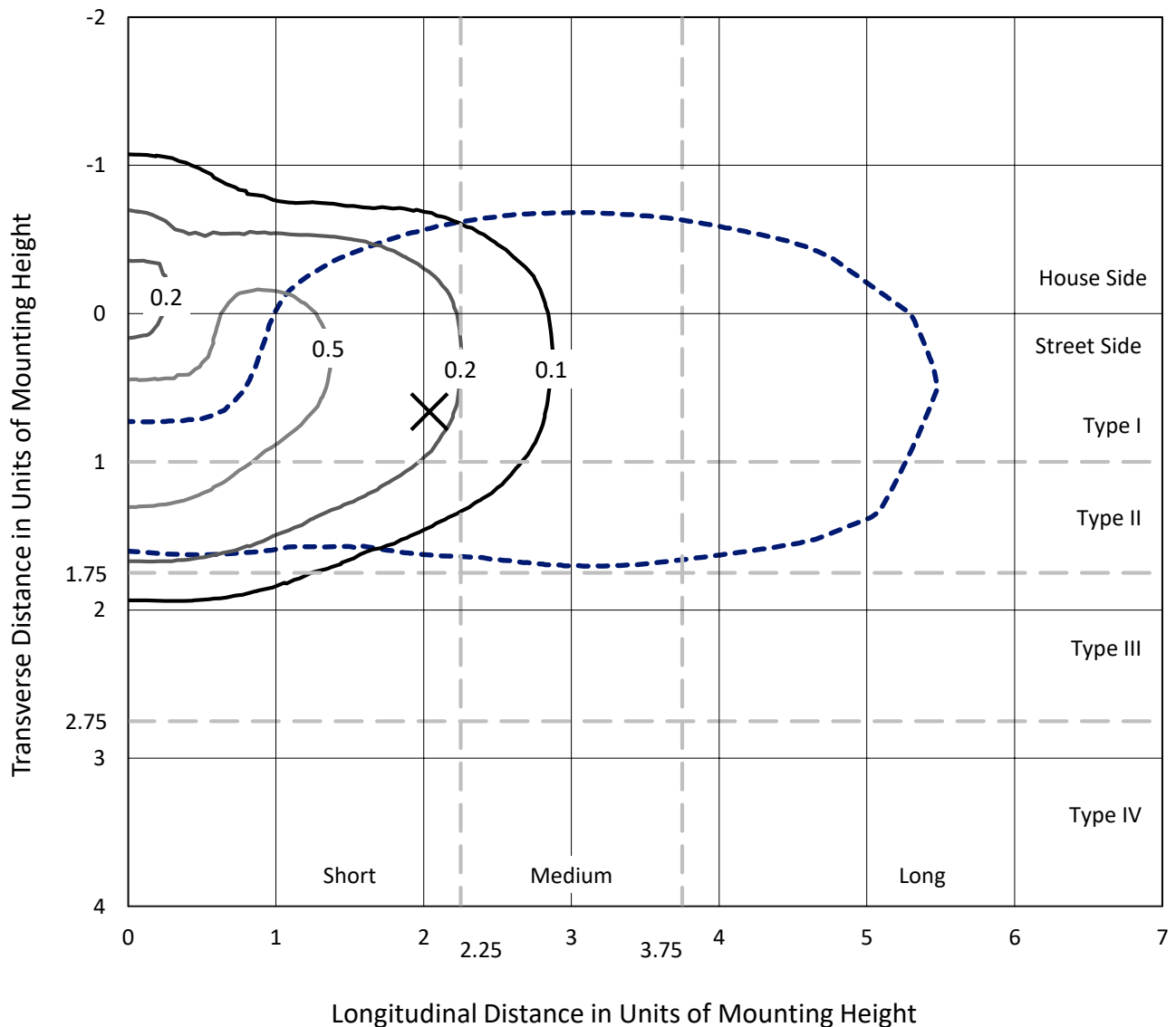


REPORT NUMBER: P414687

CATALOG NUMBER: LXF.LXT-PA1-30-740-U-T2U-TL

### Iso-Footcandle Lines of Horizontal Illumination

✕ Max cd  
 - - - 1/2 Max cd

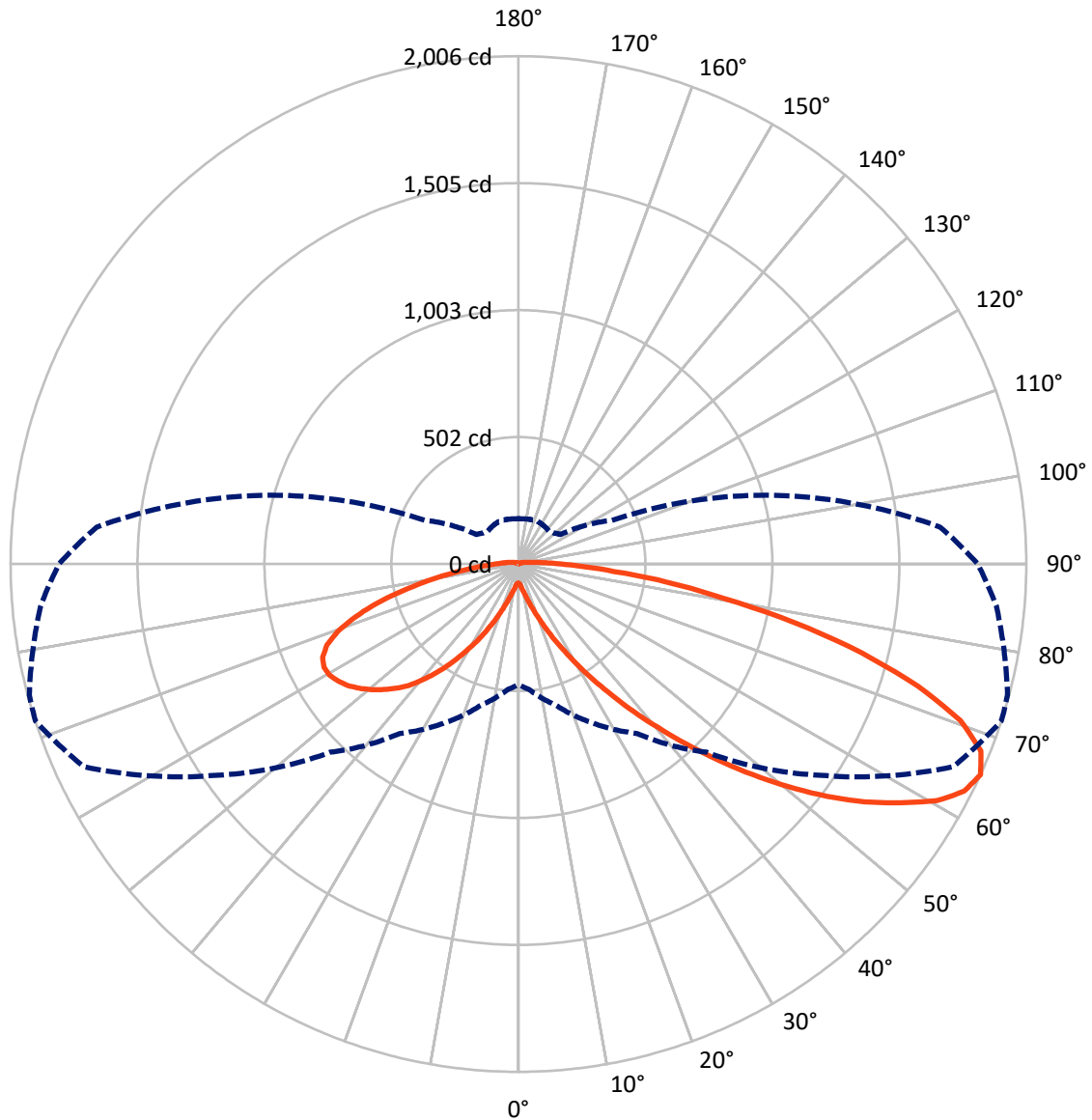


Based on 25 foot mounting height. Maximum calculated value = 0.9 fc  
 Type II - Short - Non-Cutoff

REPORT NUMBER: P414687

CATALOG NUMBER: LXF.LXT-PA1-30-740-U-T2U-TL

### Luminous Intensity Polar Plot



— Vertical Plane Through 72-Deg Lateral      - - - Horizontal Cone Through 65-Deg Vertical

REPORT NUMBER: P414687

CATALOG NUMBER: LXF.LXT-PA1-30-740-U-T2U-TL

**FLUX DISTRIBUTION:**

		Downward	Upward	Total
<b>House Side</b>	Lumens	1029.9	51.8	1081.8
	% Fixture	28.2	1.4	29.6
<b>Street Side</b>	Lumens	2520.7	50.5	2571.2
	% Fixture	69.0	1.4	70.4
<b>Total</b>	Lumens	3550.6	102.4	3653.0
	% Fixture	97.2	2.8	100.0

**Coefficient of Utilization**

**ZONAL LUMENS:**

Zone	Lumens	% Fixture
0°-10°	8.7	0.2
10°-20°	44.2	1.2
20°-30°	140.0	3.8
30°-40°	335.4	9.2
40°-50°	619.3	17.0
50°-60°	843.9	23.1
60°-70°	822.8	22.5
70°-80°	537.3	14.7
80°-90°	199.1	5.4
90°-100°	55.3	1.5
100°-110°	23.2	0.6
110°-120°	11.7	0.3
120°-130°	6.6	0.2
130°-140°	3.7	0.1
140°-150°	1.5	0.0
150°-160°	0.3	0.0
160°-170°	0.0	0.0
170°-180°	0.0	0.0
0°-90°	3550.6	97.2
0°-180°	3653.0	100.0



REPORT NUMBER: P414687

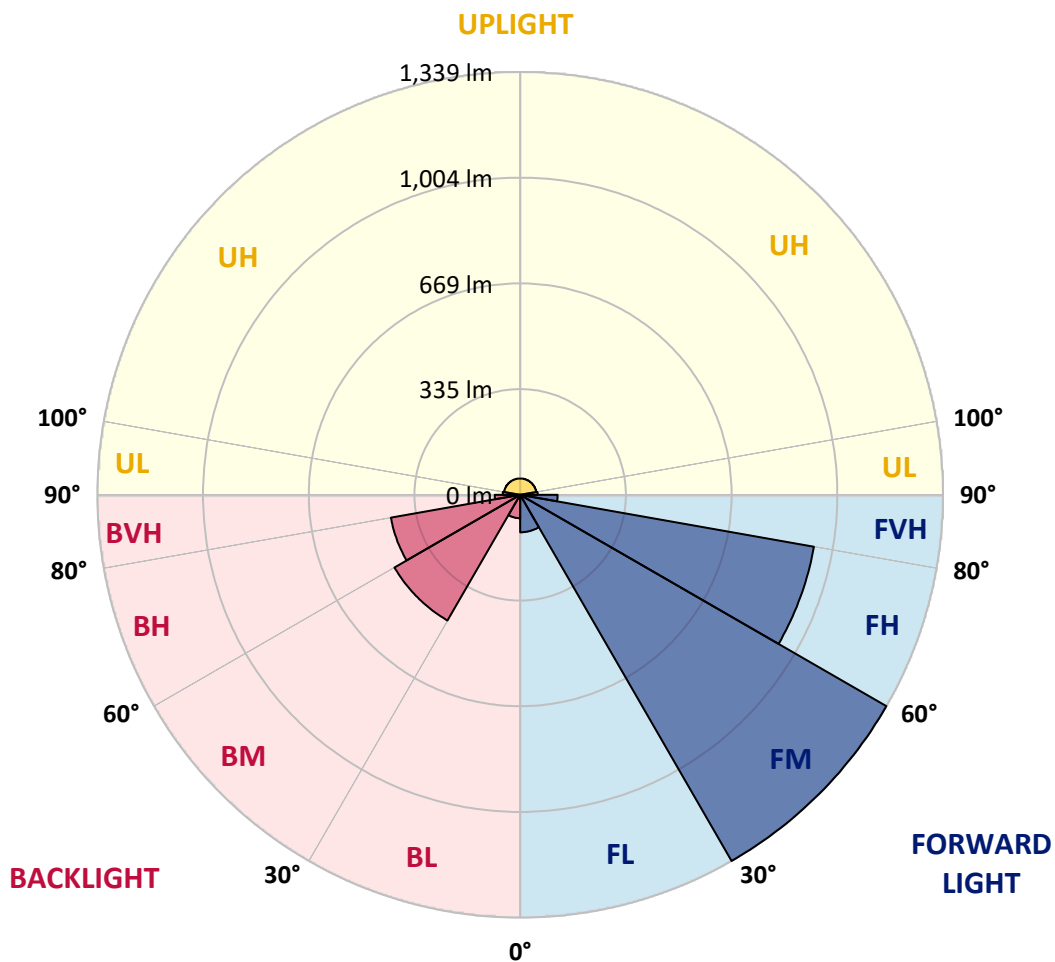
CATALOG NUMBER: LXF.LXT-PA1-30-740-U-T2U-TL

**LUMINAIRE CLASSIFICATION SYSTEM LUMEN TABLE AND BUG RATING:**

Zone	Lumens	% Fixture	Zone Rating/Lumen Limit		
			B	U	G
FL (0°-30°)	118.7	3.2			
FM (30°-60°)	1339.0	36.7			
FH (60°-80°)	944.6	25.9			G1/1800
FVH (80°-90°)	118.5	3.2			G2/225
BL (0°-30°)	74.2	2.0	B0/110		
BM (30°-60°)	459.7	12.6	B1/1000		
BH (60°-80°)	415.6	11.4	B1/500		G1/500
BVH (80°-90°)	80.6	2.2			G1/100
UL (90°-100°)	55.3	1.5		U3/500	
UH (100°-180°)	51.8	1.4		U3/500	

**BUG Rating: B1-U3-G2**

Type II Short





REPORT NUMBER: P414687

CATALOG NUMBER: LXF.LXT-PA1-30-740-U-T2U-TL

**CANDELA DISTRIBUTION (FULL):**

	0°	5°	15°	25°	35°	45°	55°	65°	72°	75°	85°
0°	76.1	76.1	76.1	76.1	76.1	76.1	76.1	76.1	76.1	76.1	76.1
2.5°	84.1	83.7	82.9	82.4	82.4	81.6	80.8	79.5	78.6	78.2	77.4
5°	95.1	94.3	93.4	92.6	91.7	90.5	88.4	87.1	85.4	85.0	83.3
7.5°	110.8	109.9	107.4	106.5	105.3	103.6	101.0	98.5	96.8	95.6	93.0
10°	131.5	130.6	129.0	126.8	124.3	120.9	116.7	114.2	109.9	110.8	107.0
12.5°	159.8	157.7	155.6	152.2	147.1	143.3	137.4	134.9	130.2	130.2	125.6
15°	194.1	193.6	189.4	182.2	177.6	169.5	164.5	159.0	156.0	156.0	152.2
17.5°	238.5	235.5	232.1	222.4	211.8	202.1	195.3	191.5	188.1	187.3	182.2
20°	293.4	289.2	284.1	266.8	254.1	242.3	232.5	229.6	227.0	226.6	222.4
22.5°	363.2	354.3	345.0	328.1	307.8	287.1	280.3	273.6	274.0	274.8	265.1
25°	440.6	438.0	421.5	397.4	370.8	348.0	329.4	326.8	329.4	327.7	323.9
27.5°	539.9	531.5	510.7	479.9	437.6	411.0	391.1	389.4	389.8	391.9	385.6
30°	655.8	651.5	625.3	573.7	519.2	483.7	462.1	459.2	464.2	464.7	454.9
32.5°	792.3	783.9	743.7	686.2	611.8	566.6	542.0	541.2	546.7	547.9	540.3
35°	930.6	926.4	886.6	804.2	722.6	654.1	629.1	630.8	634.6	642.2	633.4
37.5°	1090.0	1078.6	1027.4	940.3	837.1	755.1	728.5	734.4	740.3	740.3	728.1
40°	1240.5	1236.3	1182.6	1073.1	949.6	873.5	844.3	847.7	847.3	847.7	831.6
42.5°	1380.0	1365.6	1318.3	1202.0	1074.8	997.4	962.3	967.8	972.9	976.7	936.1
45°	1474.3	1462.0	1420.2	1305.6	1193.1	1120.0	1097.2	1097.2	1103.1	1101.4	1061.2
47.5°	1507.7	1506.0	1474.7	1387.6	1284.5	1227.8	1229.1	1233.7	1242.6	1234.6	1177.1
50°	1492.1	1485.3	1479.8	1431.2	1360.2	1333.1	1358.5	1382.1	1383.0	1368.6	1295.5
52.5°	1394.0	1394.8	1422.7	1413.8	1381.3	1408.8	1486.1	1528.0	1524.2	1510.2	1422.3
55°	1244.7	1251.5	1300.1	1337.3	1357.2	1433.3	1580.9	1667.5	1659.1	1639.6	1550.4
57.5°	1046.0	1068.0	1133.1	1214.3	1285.3	1410.5	1632.4	1788.4	1779.6	1779.6	1678.1
60°	834.6	852.4	948.3	1047.3	1159.3	1333.5	1637.5	1877.2	1898.8	1885.3	1768.6
62.5°	647.3	654.9	754.3	879.0	999.1	1204.1	1579.2	1919.5	1976.6	1965.2	1849.8
65°	476.5	498.1	578.4	692.5	816.9	1051.5	1454.4	1894.6	2006.2	2000.3	1894.6
67.5°	354.3	364.0	431.3	537.0	660.0	861.7	1272.6	1785.5	1970.7	1975.7	1887.8
70°	265.5	268.1	320.5	407.6	512.4	679.9	1060.8	1611.3	1852.7	1875.5	1827.3
72.5°	200.8	205.5	249.0	317.5	395.3	523.4	838.4	1374.5	1651.5	1708.1	1689.9
75°	157.3	162.8	192.8	245.6	305.7	396.2	634.6	1094.6	1399.0	1472.2	1492.5
77.5°	124.3	130.2	155.6	196.2	238.5	305.7	466.3	819.0	1117.5	1190.6	1249.8
80°	97.7	101.9	124.3	154.3	187.7	225.8	326.8	595.3	820.7	912.0	966.1
82.5°	74.4	79.1	96.4	121.8	147.1	172.5	233.4	405.0	595.3	636.7	728.9
85°	54.1	58.3	72.7	93.4	113.3	133.6	170.8	270.2	379.3	428.7	475.2
87.5°	39.7	41.4	54.1	69.3	87.1	101.0	123.0	172.5	241.0	265.5	304.4
90°	27.9	29.6	39.7	51.2	66.0	79.1	90.5	114.2	150.1	172.1	179.3
92.5°	20.7	22.0	29.6	38.5	50.7	61.3	68.5	80.8	97.7	107.0	112.9
95°	15.6	16.9	23.3	30.4	39.3	48.2	53.7	58.3	68.1	70.6	75.7
97.5°	12.7	13.5	19.0	24.9	31.7	39.7	42.7	45.2	48.6	51.2	53.3
100°	11.0	11.4	16.1	21.1	27.1	32.1	34.7	35.9	38.1	38.9	39.7
102.5°	9.7	9.7	14.0	18.2	23.3	27.1	29.2	29.2	29.6	30.0	29.6
105°	8.5	8.9	12.3	16.1	19.9	23.3	24.9	24.1	23.7	23.3	22.0
107.5°	8.0	8.0	11.0	14.4	17.8	20.3	21.6	19.9	19.0	18.2	16.9
110°	7.2	7.6	9.7	12.7	15.6	17.8	18.6	16.9	15.2	14.4	13.1



REPORT NUMBER: P414687

CATALOG NUMBER: LXF.LXT-PA1-30-740-U-T2U-TL

**CANDELA DISTRIBUTION (continued):**

	0°	5°	15°	25°	35°	45°	55°	65°	72°	75°	85°
112.5°	6.8	7.2	8.9	11.4	14.0	16.1	16.1	14.4	12.3	11.4	10.6
115°	6.8	6.8	8.0	10.1	12.7	14.4	14.4	12.3	10.1	9.3	8.9
117.5°	6.8	6.8	7.6	9.3	11.4	12.7	12.7	10.6	8.5	7.6	7.6
120°	6.3	6.3	7.2	8.5	10.6	11.4	11.0	9.3	7.2	6.8	6.8
122.5°	6.3	6.3	6.8	8.0	9.7	10.6	10.1	8.0	6.3	5.5	5.9
125°	6.8	6.3	6.8	7.6	8.9	9.3	8.9	6.8	5.5	5.1	5.5
127.5°	6.8	6.8	6.3	7.2	8.0	8.5	8.0	5.9	4.7	4.7	5.1
130°	6.8	6.8	6.3	6.8	7.2	7.6	6.8	5.1	4.2	4.2	4.7
132.5°	6.8	6.8	6.3	6.3	6.8	6.8	5.9	4.2	3.8	3.8	4.2
135°	6.8	6.8	5.9	5.9	5.9	5.9	5.1	3.8	3.4	3.4	3.8
137.5°	6.3	6.3	5.9	5.5	5.5	5.1	4.2	3.0	2.5	3.0	3.4
140°	5.9	5.9	5.5	4.7	4.7	4.2	3.4	2.5	2.1	2.5	2.5
142.5°	5.5	5.5	5.1	4.2	3.8	3.4	3.0	1.7	1.7	1.7	2.1
145°	5.1	5.1	4.7	3.4	3.0	2.5	2.1	1.3	1.3	1.3	1.7
147.5°	4.2	4.2	3.8	3.0	2.1	2.1	1.3	0.8	1.3	1.3	1.3
150°	3.4	3.4	3.0	2.1	1.7	1.3	0.4	0.8	0.8	0.8	1.3
152.5°	3.0	3.0	2.1	1.7	0.8	0.4	0.4	0.4	0.8	0.8	0.8
155°	2.1	2.1	1.7	0.8	0.4	0.0	0.4	0.4	0.4	0.4	0.4
157.5°	1.3	1.3	0.8	0.4	0.0	0.0	0.0	0.4	0.4	0.4	0.4
160°	0.4	0.4	0.0	0.0	0.0	0.0	0.0	0.0	0.0	0.0	0.0
162.5°	0.0	0.0	0.0	0.0	0.0	0.0	0.0	0.0	0.0	0.0	0.0
165°	0.0	0.0	0.0	0.0	0.0	0.0	0.0	0.0	0.0	0.0	0.0
167.5°	0.0	0.0	0.0	0.0	0.0	0.0	0.0	0.0	0.0	0.0	0.0
170°	0.0	0.0	0.0	0.0	0.0	0.0	0.0	0.0	0.0	0.0	0.0
172.5°	0.0	0.0	0.0	0.0	0.0	0.0	0.0	0.0	0.0	0.0	0.0
175°	0.0	0.0	0.0	0.0	0.0	0.0	0.0	0.0	0.0	0.0	0.0
177.5°	0.0	0.0	0.0	0.0	0.0	0.0	0.0	0.0	0.0	0.0	0.0
180°	0.0	0.0	0.0	0.0	0.0	0.0	0.0	0.0	0.0	0.0	0.0





REPORT NUMBER: P414687

CATALOG NUMBER: LXF.LXT-PA1-30-740-U-T2U-TL

**CANDELA DISTRIBUTION (continued):**

	90°	95°	105°	115°	125°	135°	145°	155°	165°	175°	180°
0°	76.1	76.1	76.1	76.1	76.1	76.1	76.1	76.1	76.1	76.1	76.1
2.5°	76.5	76.5	76.1	75.7	75.3	74.8	74.0	73.6	73.6	73.1	73.1
5°	82.4	82.0	80.8	79.5	77.8	76.9	75.7	74.8	74.4	74.0	74.0
7.5°	91.7	90.9	88.4	86.3	84.1	82.4	80.3	79.1	78.6	77.4	77.8
10°	104.9	103.6	100.6	96.8	93.0	90.5	87.5	85.8	85.0	84.1	83.3
12.5°	123.9	121.3	116.3	111.2	105.7	100.6	97.7	96.4	97.2	96.8	97.2
15°	150.1	145.4	137.8	130.2	120.5	114.2	113.3	112.9	112.9	113.3	114.2
17.5°	179.7	174.6	164.9	150.9	139.5	133.2	129.4	129.0	131.1	131.5	131.1
20°	218.6	213.5	198.3	179.3	162.8	152.6	147.6	147.6	150.5	151.4	153.1
22.5°	260.4	257.5	236.8	210.6	188.6	172.1	164.9	165.7	170.0	171.2	172.1
25°	318.8	307.0	281.6	245.6	213.9	192.0	182.2	182.6	187.3	190.7	192.0
27.5°	383.1	369.5	332.3	285.4	239.3	208.4	197.4	197.9	203.4	207.6	208.4
30°	452.0	438.4	389.8	324.7	263.0	223.2	208.4	208.9	215.2	219.9	220.7
32.5°	525.5	514.5	446.5	367.0	283.7	233.4	215.6	216.1	221.5	225.8	226.6
35°	618.6	593.6	513.7	404.6	301.0	239.7	219.0	218.6	224.1	228.3	229.2
37.5°	710.3	683.7	577.5	439.7	311.2	241.4	218.2	218.2	222.4	225.8	226.2
40°	810.1	765.7	644.8	467.2	315.0	238.9	215.6	215.2	218.6	220.3	220.7
42.5°	917.5	862.9	710.7	489.2	313.3	233.4	211.0	211.4	212.7	212.7	212.2
45°	1014.3	958.9	767.4	503.6	307.4	226.2	205.5	205.9	206.3	202.9	202.9
47.5°	1128.0	1060.8	820.7	506.9	295.5	219.0	201.3	202.1	200.0	195.3	194.5
50°	1235.8	1161.0	874.4	505.7	283.3	211.4	197.0	197.9	194.1	187.7	186.5
52.5°	1355.9	1259.9	925.1	499.3	268.5	204.6	194.1	194.9	190.7	183.1	181.8
55°	1474.3	1364.8	971.6	488.3	255.8	197.4	191.1	193.2	187.7	180.1	179.7
57.5°	1587.2	1468.8	1010.1	472.3	242.3	192.4	189.0	191.5	186.5	178.8	178.4
60°	1687.8	1557.2	1040.9	456.6	227.5	187.3	186.9	190.3	185.6	179.3	178.8
62.5°	1758.4	1636.7	1054.9	435.5	215.6	181.8	184.3	187.7	184.3	179.3	179.3
65°	1814.7	1672.2	1049.4	407.6	202.9	175.9	181.0	184.3	182.2	178.8	179.3
67.5°	1804.1	1671.3	1013.5	374.2	191.1	169.5	175.0	179.7	178.0	176.7	176.3
70°	1739.0	1592.3	944.5	337.8	178.8	161.5	167.9	172.5	172.1	171.7	171.7
72.5°	1605.0	1455.3	841.4	296.0	166.2	153.1	158.6	162.8	163.6	163.2	161.9
75°	1429.9	1266.7	721.7	256.6	153.1	142.9	148.8	151.4	152.6	151.8	151.8
77.5°	1173.3	1056.2	573.7	216.9	139.1	131.5	135.7	137.8	139.5	137.4	136.1
80°	932.3	803.3	441.4	177.2	123.9	118.8	120.9	121.8	123.5	121.3	118.8
82.5°	654.5	572.5	320.1	144.6	108.7	104.4	105.7	105.3	106.1	103.2	99.8
85°	437.2	384.7	220.3	116.3	93.0	89.2	89.2	87.9	87.1	84.1	81.6
87.5°	274.4	243.5	151.4	91.7	78.2	75.3	73.6	71.0	70.2	68.1	65.1
90°	169.1	155.6	105.7	73.6	65.1	62.6	60.9	57.1	56.7	53.3	51.2
92.5°	110.8	101.5	78.2	59.6	54.5	52.0	49.9	46.5	46.1	43.5	42.3
95°	73.1	71.0	59.6	49.9	46.1	44.0	41.9	38.9	38.1	35.5	33.8
97.5°	53.7	53.7	49.0	42.3	39.3	37.2	35.9	33.4	31.7	29.2	28.3
100°	40.6	41.0	39.3	36.4	33.8	31.7	30.4	28.3	27.1	24.5	24.1
102.5°	31.3	32.1	32.6	30.9	29.2	27.5	26.2	24.5	22.8	20.3	19.9
105°	24.1	24.9	26.6	26.2	25.4	24.1	22.8	21.1	19.0	16.9	16.9
107.5°	18.6	19.4	22.0	22.4	22.0	20.7	19.9	18.2	16.5	14.4	14.4
110°	14.4	15.6	18.2	19.0	19.0	18.2	17.3	15.6	13.5	12.3	12.3



REPORT NUMBER: P414687

CATALOG NUMBER: LXF.LXT-PA1-30-740-U-T2U-TL

**CANDELA DISTRIBUTION (continued):**

	90°	95°	105°	115°	125°	135°	145°	155°	165°	175°	180°
112.5°	11.8	13.1	15.2	16.5	16.5	16.1	14.8	13.1	11.4	10.6	10.6
115°	9.7	11.0	13.1	14.4	14.4	14.0	13.1	11.4	9.7	9.3	9.3
117.5°	8.5	9.3	11.0	12.3	12.7	12.3	11.4	9.7	8.5	8.5	8.5
120°	7.6	8.5	9.7	10.6	11.0	10.6	9.7	8.5	7.2	7.6	7.6
122.5°	6.8	7.2	8.5	9.7	9.7	9.7	8.9	7.2	6.3	6.8	6.8
125°	5.9	6.8	7.6	8.5	8.9	8.5	7.6	6.3	5.5	5.9	6.3
127.5°	5.5	5.9	6.8	7.6	7.6	7.6	6.8	5.5	5.1	5.5	5.5
130°	5.1	5.5	5.9	6.8	6.8	6.8	5.9	4.7	4.7	5.1	5.1
132.5°	4.7	5.1	5.5	5.9	5.9	5.9	5.1	4.2	3.8	4.7	4.7
135°	4.2	4.2	4.7	5.1	5.1	5.1	4.2	3.4	3.4	4.2	4.2
137.5°	3.4	3.8	4.2	4.2	4.2	4.2	3.4	3.0	3.0	3.4	3.4
140°	3.0	3.0	3.4	3.4	3.4	3.4	3.0	2.1	2.5	3.0	3.0
142.5°	2.5	2.5	3.0	3.0	3.0	2.5	2.1	1.7	2.1	2.5	2.5
145°	1.7	2.1	2.1	2.1	2.1	1.7	1.3	1.3	1.7	2.1	2.1
147.5°	1.7	1.7	1.7	1.7	1.7	1.3	0.8	0.8	1.3	1.7	1.7
150°	1.3	1.3	1.7	1.7	1.3	0.8	0.4	0.4	0.8	1.3	1.3
152.5°	0.8	0.8	1.3	1.3	0.8	0.4	0.0	0.0	0.4	0.4	0.4
155°	0.8	0.8	0.8	0.8	0.8	0.4	0.0	0.0	0.0	0.0	0.0
157.5°	0.4	0.4	0.8	0.8	0.4	0.4	0.0	0.0	0.0	0.0	0.0
160°	0.0	0.4	0.4	0.4	0.4	0.0	0.0	0.0	0.0	0.0	0.0
162.5°	0.0	0.0	0.0	0.0	0.0	0.0	0.0	0.0	0.0	0.0	0.0
165°	0.0	0.0	0.0	0.0	0.0	0.0	0.0	0.0	0.0	0.0	0.0
167.5°	0.0	0.0	0.0	0.0	0.0	0.0	0.0	0.0	0.0	0.0	0.0
170°	0.0	0.0	0.0	0.0	0.0	0.0	0.0	0.0	0.0	0.0	0.0
172.5°	0.0	0.0	0.0	0.0	0.0	0.0	0.0	0.0	0.0	0.0	0.0
175°	0.0	0.0	0.0	0.0	0.0	0.0	0.0	0.0	0.0	0.0	0.0
177.5°	0.0	0.0	0.0	0.0	0.0	0.0	0.0	0.0	0.0	0.0	0.0
180°	0.0	0.0	0.0	0.0	0.0	0.0	0.0	0.0	0.0	0.0	0.0

(END OF REPORT)